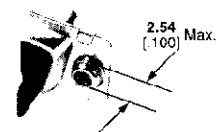
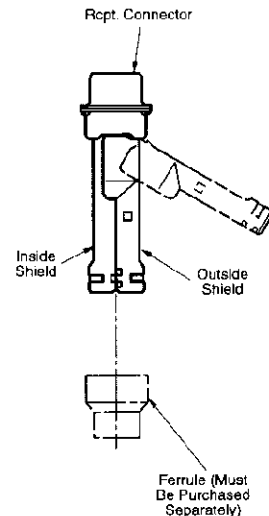
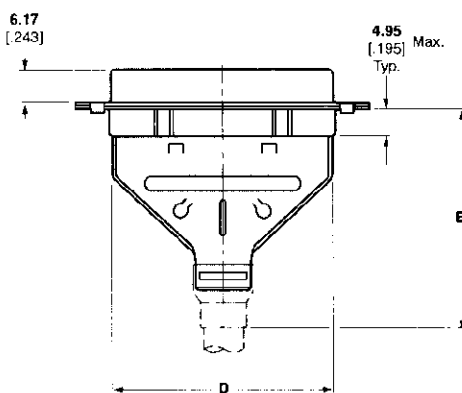
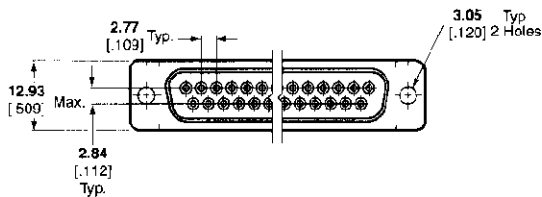





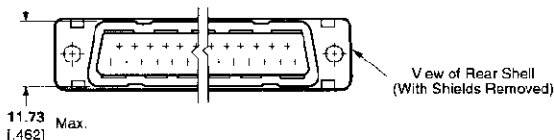
AMPLIMITE Subminiature D Type Connectors (Continued)

HDP-20 Basic Shielding Hardware Kits (Continued)

Receptacle



Clinch Nut
(Plug and Receptacle)



Input/Output

Parallel Applications

Shell Size	No. of Contact Positions	Dimensions		Recommended Cable Insulation Diameter	Max. Cable Dia.†	Mounting Method	Plug Kit Numbers	Receptacle Kit Numbers
		D	E					
1	9	17.78	38.99	4.19-11.56 .165-.455	8.89 .350	Standard	747522-1	747523-1
		.700	1.535					
2	15	26.01	38.99	4.19-11.56 .165-.455	8.89 .350	Standard	747538-1	747539-1
		1.024	1.535					
3	25	40.03	38.99	4.16-11.56 .165-.455	8.89 .350	Standard	747554-1	747555-1
		1.576	1.535					
4	37	56.26	48.06	8.59-14.28 .338-.562	11.43 .450	Standard	747570-1	747571-1
		2.215	1.892					
5	50	53.85	47.65	8.59-14.28 .338-.562	11.43 .450	Standard	747577-1	747578-1
		2.120	1.876					

Notes: 1. Plugs accept size 20 DF pin contacts and receptacles accept size 20 DF socket contacts.
2. Components of the kits are shipped unassembled and bulk-packaged in quantities of 100 pieces.
†Maximum cable diameter after jacket and braid removed.